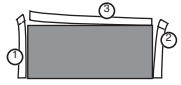



REMOVE SIDE EDGES FIRST
THEN FOLD AND TEAR THIS STUB ALONG PERFORATION



REMOVE THESE EDGES FIRST
FOLD, CREASE AND TEAR ALONG PERFORATION

REMOVE THESE EDGES FIRST
FOLD, CREASE AND TEAR ALONG PERFORATION




8 9 10

ENDORSE HERE

X

DO NOT WRITE, STAMP OR SIGN BELOW THIS LINE
RESERVED FOR FINANCIAL INSTITUTION USE



Heat sensitive pink flag disappears when exposed to heat, by rubbing or touching with thumb.

The security features listed below, as well as those not listed, exceed industry guidelines.

- | Security Features | Description |
|----------------------|--|
| Colored Background | • Face of check has a colored background. |
| Microprinting "MP" | • Small type appears as dotted line when photocopied. |
| Artificial Watermark | • Invisible watermark on back of check will appear when rubbed with a coin, under ultraviolet light or hold at an angle to view. |
| Bottom Warning Band | • Warning band at bottom of check lists security features. |
| Thermochromic Ink | • Pink flag on back of check should disappear when rubbed with thumb or finger. |

@ Padlock design is a certification mark of Check Payment Systems Association

